



Data Analytics on mental health in the community

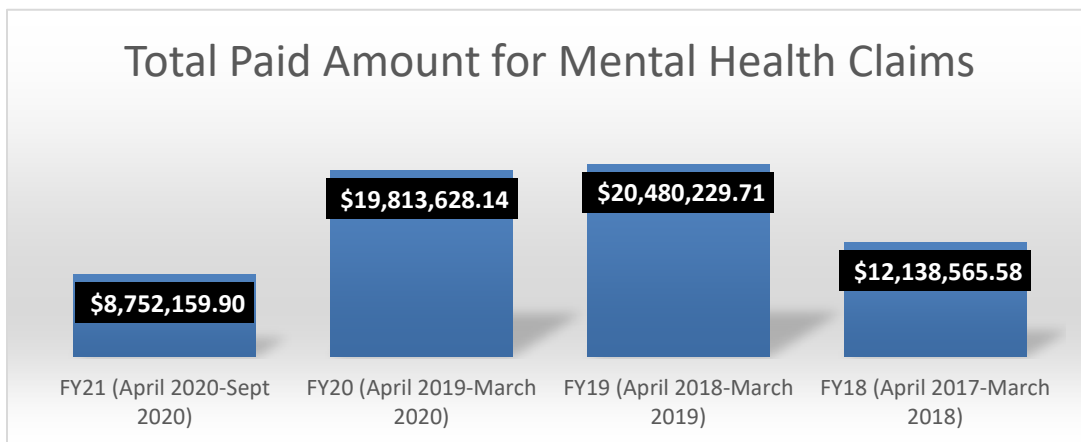
Request

A request was submitted to provide information on mental health in the community. The request is to understand the utilization of mental health services and expenditure related to mental health diagnoses.

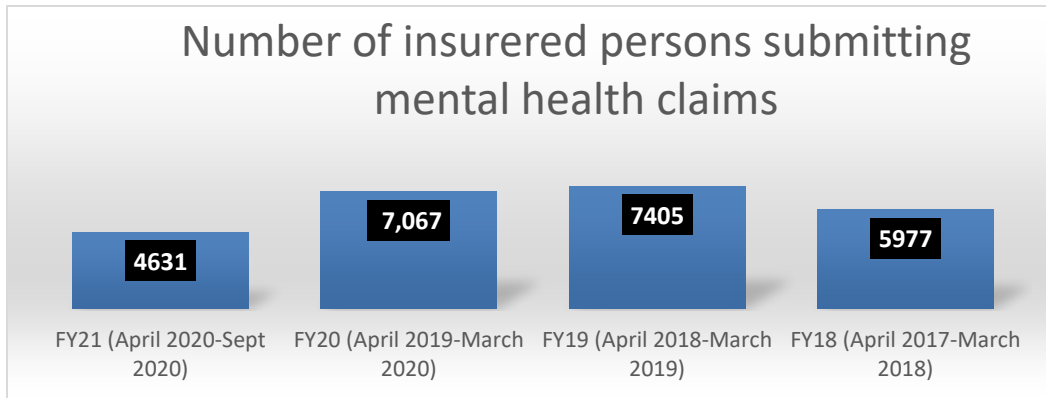
Disclaimer

- The data provided in this response is provided by the Bermuda Health Council and must be cited and authorized prior to publication or use. Bermuda Health Council does not make any guarantees or provide third party validation for the data sources.
- The data provided is from claims submitted to the Bermuda Health Council by insurers (excluding hospital claims and overseas claims). The data is from people submitting claims for the specified criteria (i.e. diagnosis). The numbers provided does not indicated if the same person claimed for multiple diagnosis.
- Fiscal year (FY) is from April 1st till March 31st. FY21 is from April 2020-September 2020 (partial year).

Data with primary and secondary diagnosis related to mental health

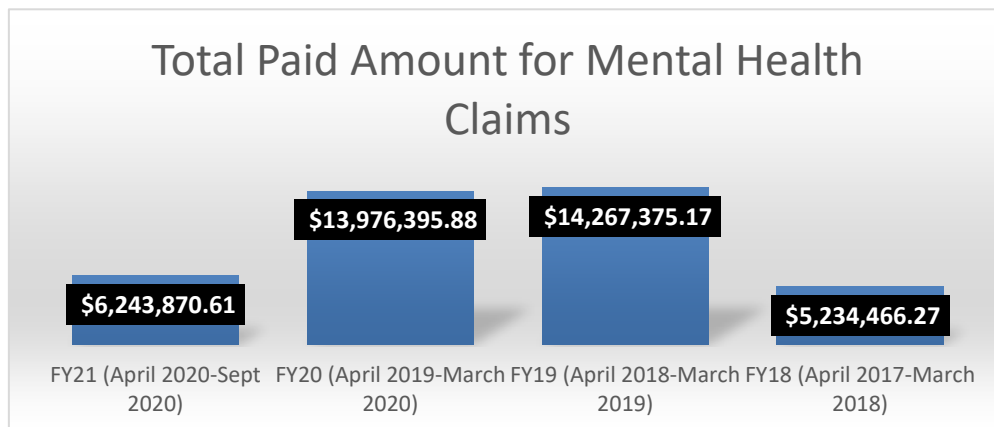


Number of insured persons submitting mental health claims

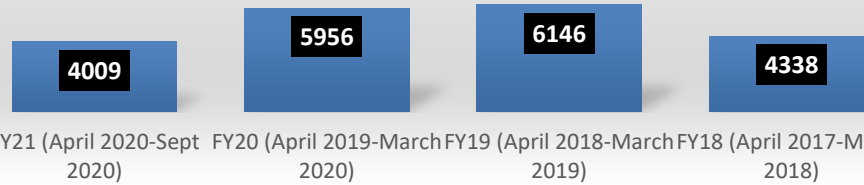


	FY21 <i>(April 2020-Sept 2020)</i>	FY20 <i>(April 2019-March 2020)</i>	FY19 <i>(April 2018-March 2019)</i>	FY18 <i>(April 2017-March 2018)</i>
Phobias	\$ 13,084.00	\$ 27,927.55	\$ 24,811.10	\$ 51,525.20
Panic/anxiety	\$ 693,541.49	\$ 560,394.11	\$ 365,955.98	\$ 330,558.12
Adjustment disorder	\$ 390,259.95	\$ 653,732.33	\$ 585,245.80	\$ 414,581.37
Alcohol disorder	\$ 111,415.50	\$ 314,897.64	\$ 361,322.01	\$ 425,395.48
Eating disorder	\$ 34,773.40	\$ 64,702.43	\$ 31,556.36	\$ 34,718.22
ADD/ADHD	\$ 166,925.82	\$ 211,711.67	\$ 171,165.98	\$ 124,953.80
Autistic disorder	\$ 40,304.06	\$ 55,393.53	\$ 33,392.64	\$ 16,294.34
Bipolar disorder	\$ 211,200.04	\$ 538,605.66	\$ 571,908.14	\$ 586,440.76
Drug disorder	\$ 643,054.95	\$ 3,047,223.64	\$ 4,084,615.01	\$ 3,637,213.91
Dementia	\$ 3,796,939.30	\$ 8,309,330.83	\$ 5,946,214.29	\$ 1,462,747.11
Depression disorder	\$ 712,518.93	\$ 1,390,082.54	\$ 1,476,267.20	\$ 1,636,003.76
Manic disorder	\$ 32,944.60	\$ 12,519.50	\$ 63,366.20	\$ 6,380.01
Mood disorder	\$ 28,944.20	\$ 14,486.68	\$ 7,612.00	\$ 4,472.51
Schizophrenia	\$ 548,729.60	\$ 1,452,873.52	\$ 1,621,720.22	\$ 667,989.53
Gender disorder	\$ 15,872.20	\$ 13,308.50	\$ 1,420.00	\$ -
OCD	\$ 15,960.00	\$ 21,671.55	\$ 26,141.00	\$ 21,235.77
PTSD	\$ 35,801.00	\$ 20,231.08	\$ 30,221.18	\$ 16,202.16
Sexual disorder	\$ 3,661.30	\$ 26,985.36	\$ 31,881.97	\$ 22,909.52
Sleep disorder	\$ 17,043.70	\$ 9,201.00	\$ 31,248.62	\$ 26,871.01
Personality disorder	\$ 7,815.80	\$ 35,194.75	\$ 41,968.99	\$ 62,535.24
Pain disorder	\$ 1,260.00	\$ 2,924.00	\$ 1,335.00	\$ 845.00
Conduct disorder	\$ 18,608.00	\$ 47,985.10	\$ 64,682.90	\$ 10,844.93
Other disorders	\$ 1,211,502.06	\$ 2,982,245.17	\$ 4,906,177.12	\$ 2,577,847.83

Data with primary diagnosis related to mental health ONLY



Number of insured persons submitting mental health claims



	FY21 <i>(April 2020-Sept 2020)</i>	FY20 <i>(April 2019-March 2020)</i>	FY19 <i>(April 2018-March 2019)</i>	FY18 <i>(April 2017-March 2018)</i>
Phobias	\$ 10,151.00	\$ 24,367.00	\$ 22,994.55	\$ 15,168.00
Panic/anxiety	\$ 605,536.62	\$ 528,532.07	\$ 347,481.80	\$ 212,400.32
Adjustment disorder	\$ 339,809.60	\$ 584,721.40	\$ 538,581.14	\$ 384,085.92
Alcohol disorder	\$ 36,127.60	\$ 96,292.70	\$ 137,981.80	\$ 171,450.08
Eating disorder	\$ 22,079.70	\$ 32,899.73	\$ 30,645.56	\$ 32,392.22
ADD/ADHD	\$ 154,194.68	\$ 211,233.94	\$ 164,117.15	\$ 105,218.27
Autistic disorder	\$ 37,333.06	\$ 50,109.76	\$ 33,765.64	\$ 16,593.34
Bipolar disorder	\$ 134,836.20	\$ 423,115.49	\$ 513,903.65	\$ 403,755.41
Drug disorder	\$ 51,785.50	\$ 1,049,353.50	\$ 836,807.26	\$ 424,412.04
Dementia	\$ 2,904,388.70	\$ 6,611,946.03	\$ 5,193,070.99	\$ 1,067,514.07
Depression disorder	\$ 346,468.65	\$ 601,880.63	\$ 631,452.99	\$ 333,144.41
Manic disorder	\$ 32,277.40	\$ 11,628.00	\$ 47,850.20	\$ 3,944.00
Mood disorder	\$ 9,318.20	\$ 13,200.13	\$ 8,640.95	\$ 4,472.51
Schizophrenia	\$ 499,667.20	\$ 1,354,835.12	\$ 1,586,781.32	\$ 662,658.70
Gender disorder	\$ 10,308.20	\$ 6,545.50	\$ 1,420.00	\$ -
OCD	\$ 15,960.00	\$ 21,769.00	\$ 26,035.00	\$ 16,871.72
PTSD	\$ 30,589.00	\$ 18,880.00	\$ 24,642.00	\$ 11,063.16
Sexual disorder	\$ 1,798.60	\$ 14,364.16	\$ 19,720.16	\$ 13,785.51
Sleep disorder	\$ 5,538.00	\$ 6,322.00	\$ 6,974.01	\$ 9,715.01
Personality disorder	\$ 20,545.80	\$ 28,151.00	\$ 32,398.44	\$ 32,809.64
Pain disorder	\$ 1,260.00	\$ 2,285.00	\$ 1,195.00	\$ 845.00
Conduct disorder	\$ 18,353.00	\$ 37,127.00	\$ 51,430.90	\$ 10,700.92
Other disorders	\$ 955,543.90	\$ 2,246,836.72	\$ 4,009,484.66	\$ 1,301,466.02